

HEAD of DIVISION
(HOD)

PERSONAL
BELONGINGS SAFETY

under

DIRECTOR SAFETY

PERSONAL BELONGINGS SAFETY



LOST & FOUND CENTRE a MUST in places of worship





Lost in
Found

15 WAYS TO KEEP YOUR PERSONAL BELONGINGS SAFE

With the news that students take an average of £6000 worth of possessions to university, it's no surprise that criminals will have their eyes on your belongings. On your person, or in your room, it pays to be careful.

Apparently, the most crime-ridden uni town is Nottingham. For the least crime, it's Canterbury. But wherever you are and however safe you feel, there's no beating a sensible approach to your prized possessions.

Whether you're about to embark upon a house-share with mates, or if you're off to uni for the first time after summer, here are a few ways to keep your possessions firmly in YOUR POSSESSION:

c a m (photo by fishmonk)



Don't leave items on show
ANYWHERE - Not on show in the car, not on an exposed windowsill, not in a shared kitchen, not in a room you **THINK** is secure. If it's visible to others, it's a temptation for thieves.

Mark your belongings -Computers, iPods and expensive electrical equipment is best off marked with your postcode, or similar personal identifier. Do it with a marker, or with an invisible UV pen. You could even go as far as customising your stuff with a personal branding or logo. Don't be too pretentious though!

Log your mobile phone's IMEI number - Still not done widely enough, an extra layer of protection for mobile phones is to note your IMEI number so the phone can be switched off when thieves try to use it. You can find your IMEI number by typing *#06# on your phone.

Make notes and inventory - Keep a list of the items you have. If you've got the time, go the whole hog and take photos of everything too.

Don't just think of thieves, think of backup protection too - If your hard drive crashes on your computer or laptop, how would you cope? What about your digital photos and music files? Make backups of your electronic files so you don't have to start literally from scratch again.

Lock doors, even if you're only going away for a few moments - People don't always see the point in locking up unless they're going out for a specific longer-term purpose. But I've seen people who go out and don't come back for hours (they get caught up in something else) and I've heard stories where a door was left open for about two minutes while the student went to the communal area of the house, but valuable items were stolen in that time (possibly a 'friend' who couldn't resist the grab, or a visitor who spotted an opportunity...?). If you're leaving the area, keep it secure!

**Password protect computers,
laptops, USB sticks, etc. - Yes,
even USB sticks. If you don't
secure them with password
details, they could fall into the
wrong hands and your personal
data, passwords, and important
documents could be
compromised.**

Insure your belongings - Don't chance it. If you're going to have most of your possessions with you at uni, you'd be daft not to open a contents insurance policy. Even if the worst does happen, at least you'd be due a payout. Without insurance, you're left with absolutely nothing. A bad move.

Check the safety of properties you may rent - Just how secure is that house your mates want to move in to? It may have a lot of space and facilities, but if the landlord is lax on security and you can see a number of easy access points, would you really want to keep your personal and expensive belongings in an unsecure area?

Don't carry (and certainly don't show off) large amounts of money - You're an easy target if someone spots you wielding loads of cash.

If you need money for a night out, get it before the event - Sometimes you can't avoid having a wodge of cash on your person. If that's the case, don't make a habit of going to the cashpoint at the last minute, when everyone knows you've suddenly got money on you. Be a bit more discreet and nobody around you will think about it, or carelessly mention it to anyone else...

Report crimes immediately - Don't wait to report a crime. The longer you leave it, the worse things can get for you. Mobile phones, for instance, are not the only thing you need to worry about. It's the fact that thieves can start making expensive calls from the phone. The later you leave things, the more time thieves get to call. All calls made before you report a phone stolen will still result in you being charged for the calls.

Secure your items when you go away -
Christmas, Easter, and all the long breaks away from your student home are fabulous times for criminals to linger. If you're planning a lengthy time away, either take the valuable items with you, or make sure they are stored as securely as possible. Just locking your door and forgetting about it will not provide enough of a deterrent for a criminal who wants your goods!

Don't let people follow through in secured areas - In many secure communal areas, you will need a key, swipecard, or passcode to get through. However, it's commonplace for people to make their way in, only to be followed by another person and let in without a thought. If you want to keep your belongings as safe as you can, don't let anyone in just because they happen to be behind you. It's bad enough when people you don't know are visiting others within the communal area, but at least you won't add to the problem by blindly letting anyone in off the street.

Don't leave bikes and outdoor equipment outdoors! - A chain may be the start of securing your items, but your best protection from thieves is to bring your outdoor equipment indoors, if that's possible. Out of sight is a much better deterrent than a chain or a lock.

These are just a few ideas. The main thing is to be alert, take it seriously and don't let ease trump security.



Keys (photo by victures)



**Tan
Safe**

MOISTURISING
SUN LOTION

SPF 25
WATER RESISTANT
DAILY APPLICATION


25



24



133



134

25



HEAD of **DIVISION** (**HOD**)

P5

P**OLICE**

P**UBLIC**

P**IVATE**

P**OPLE**

P**ARTNERSHIP**

POPLE **P**OLICE **P**ALS

DIRECTOR SAFETY

Important for various kinds of Safety


POLICE

PUBLIC


PRIVATE

PEOPLE

PARTNERSHIP



POLICE PBUBLIC
PRIVATE PEOPLE
PARTNERSHIP



PARTNERS

1. POLICE
 2. PBUBLIC
- PRIVATE
PEOPLE

PARTNERSHIP

POLICE PUBLIC
PEOPLE

PAR P5 FHI



ExNoRa
VIGILANT EYE

FIELDS of PARTNERSHIP

1. INTELLIGENCE
2. VIGILANCE
3. SURVEILLANCE (24 x 365)
4. LAW & ORDER
5. CRIME PREVENTION & INVESTIGATION
6. TRAFFIC MANAGEMENT
7. FIRE PREVENTION & FIGHTING

PERSONAL BELONGINGS SAFETY


Implementing voluntary Wing

POLICE

PEOPLE

PAALS

1. INTELLIGENCE
2. VIGILANCE
3. SURVEILLANCE (24 x 365)
4. LAW & ORDER
5. CRIME PREVENTION & INVESTIGATION
6. TRAFFIC MANAGEMENT
7. FIRE PREVENTION & FIGHTING



Implementation
by
Police People Pals

See a separate
PPT/ e BOOK
in the WEB INDEX for

PERSONAL BELONGINGS
SAFETY via POLICE PUBLIC
PRIVATE PEOPLE
PARTNERSHIP

TOTAL SOLUTION

MANUSHYA SHASTRA, HUMAN SCIENCE

for

BEING HUMAN BEING

for

realising

JEEVAN SHASTRA LIFE SCIENCE

for

LIVING as HUMAN BEING